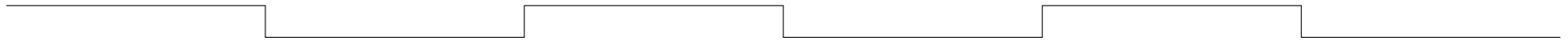


2019


Environmental, Social and
Governance Report

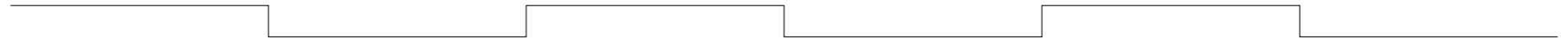
	11	22
01	11	22
01	15	23
01	16	23
02	16	25
03		
04	17	27
04	17	
05	18	
06	21	
07		
09		
10		




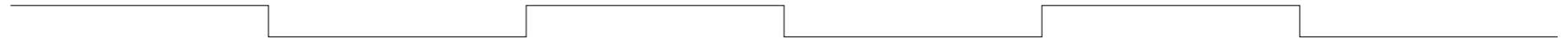


“ ”



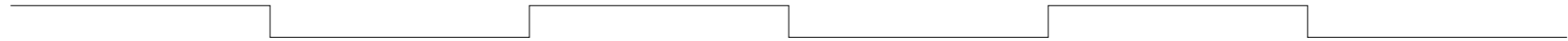






2017

“ ”



2019	3
20	
60,000	1.5
4	60
	400
	18,000
	6,000
80%	2.5
20%	9
	3.8
	684
4924.8	2018
15%	
80%	20%
	237.6
	118.8
23.75	13,570
	3.7

	40	2
	100	
"	"	"
"	"	"



124
 2019 7 " "

26

2019 6 10
 () 2019 7 1


7,000
 10

100%

38%

2019 11 17

500
 100




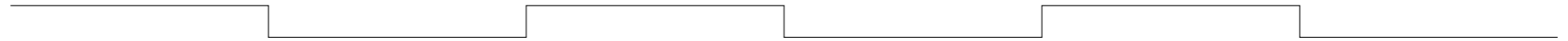
*

*

2008

2/3





Thinaneg



